



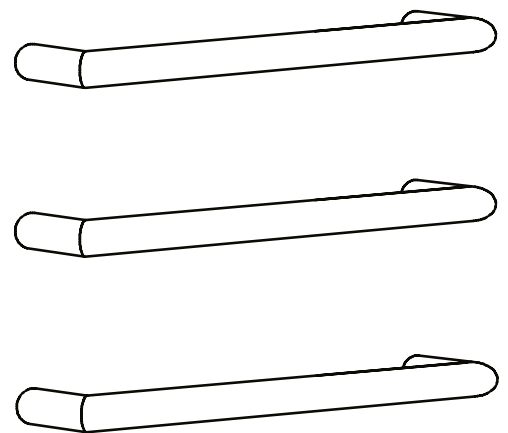
# SINGLE HEATED + NON-HEATED












## SBRTR – 650 / 800

MIRROR POLISHED AND BRUSHED SATIN  
 MANUFACTURED FROM 304 GRADE STAINLESS STEEL  
 COLOURED FINISHES MANUFACTURED FROM 201 GRADE  
 STAINLESS STEEL  
 IP55 RATED  
 10 YEAR WARRANTY FOR CONSTRUCTION / HEATING ELEMENT  
 COATING ON COLOURED RAILS ARE COVERED BY A 2  
 YEAR WARRANTY

If **heating** the single towel rails you will need to purchase the items below:

CODE	SPECIFICATIONS
TTR300	70/105 watt transformer for up to 4 rails (not required if installing as non-heated)
SB-FIX	Single bar fixing rail (not required if installing as non-heated) for up to 4 rails



FEATURES	CODE	WATT	SIZE (MM)	FINISH	
• Single round bar / 12V	SBRTR-650	15W	90x650	Polished	
• Can be used as heated and non-heated	SBRTR-800	18W	90x800	Polished	
• Available in various widths: 650, 800	BRU-SBRTR-650	15W	90x650	Brushed Satin	
• Distance from the wall: 90 mm	BRU-SBRTR-800	18W	90x800	Brushed Satin	
• Width between fixing holes: (650) = 618mm (800) = 768mm	BSBRTR-650	20W	90x650	Matt Black	
	BSBRTR-800	22W	90x800	Matt Black	
	GMG-SBRTR-650	15W	90x650	Gun Metal Grey	
	GMG-SBRTR-800	18W	90x800	Gun Metal Grey	
	GLD-SBRTR-650	15W	90x650	Brushed Gold	
	GLD-SBRTR-800	18W	90x800	Brushed Gold	
	BN-SBRTR-650	15W	90x650	Brushed Nickel	
	LG-SBRTR-650	15W	90x650	Light Gold	
	CH-SBRTR-650	15W	90x650	Champagne	

**Please note:** Due to manufacturing constraints beyond our control, our coloured towel rails may have minor colour variances in different batches, so may be slightly different to the images and colour samples you may have seen.